

Bear Body x2




Samarra Khaja ©2012

SITE www.samarrakhaja.com

BLOG samarrakhaja.tumblr.com

CONNECT twitter.com/SamarraKhaja

www.facebook.com/pages/Samarra-Khaja-SammyK-Fabrics/144180242329956



Boat Interior x2
Boat Exterior x 2
Interfacing x2 (optional)



Samarra Khaja ©2012

SITE www.samarrakhaja.com

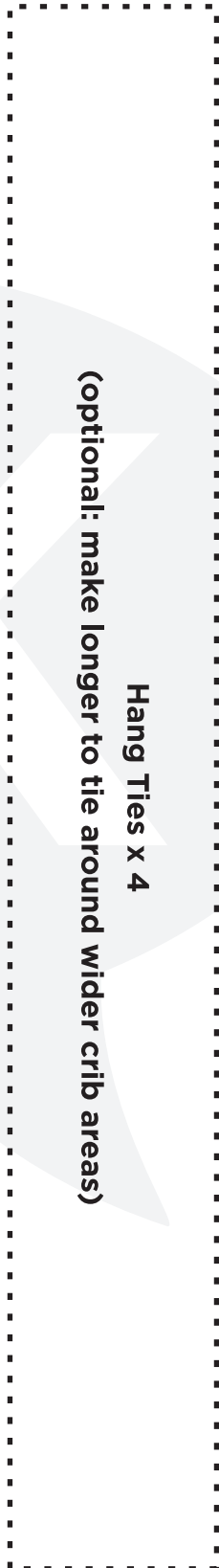
BLOG samarrakhaja.tumblr.com

CONNECT twitter.com/SamarraKhaja

www.facebook.com/pages/Samarra-Khaja-SammyK-Fabrics/144180242329956

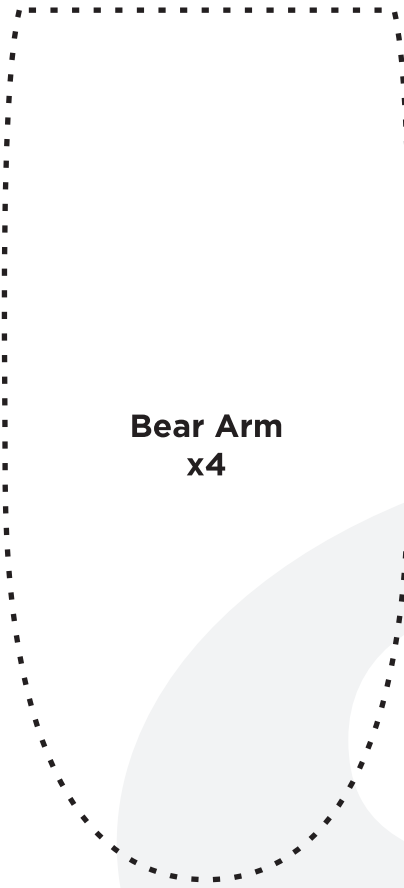
Pull-String Cover x 2

(you will need to determine the final length of this piece, depending on the length of your mechanism's string. Be sure to add 1/4" at either end to hem before sewing together)

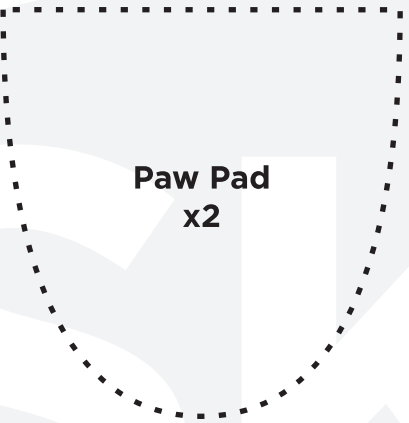


Hang Ties x 4

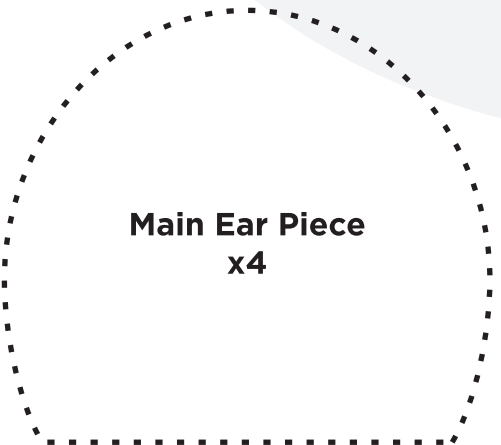
(optional: make longer to tie around wider crib areas)



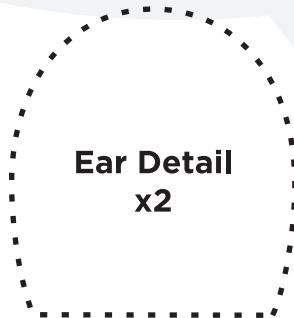
**Bear Arm
x4**



**Paw Pad
x2**



**Main Ear Piece
x4**



**Ear Detail
x2**



Samarra Khaja ©2012

SITE www.samarraKhaja.com

BLOG samarraKhaja.tumblr.com

CONNECT twitter.com/SamarraKhaja

www.facebook.com/pages/Samarra-Khaja-SammyK-Fabrics/144180242329956